




SCHOOL POINT

STUDENT AND PARENT INFORMATION



How to make your selections


Go to the MAGS website and select SchoolPoint from The Student Portal

	Parent Portal	Staff Portal	Student Portal	Q
				Online Extension Request
				Special Assessment Conditions Request
				Daily Notices
				School E-mail
				Education Perfect
				KAMAR Portal
				Travellers Survey
				SchoolPoint
				MAGS Library Online
				E-Books Library
			Cybersafety Agreement	
			Office 365 – Portal Page	



1. Login using your School email & Password

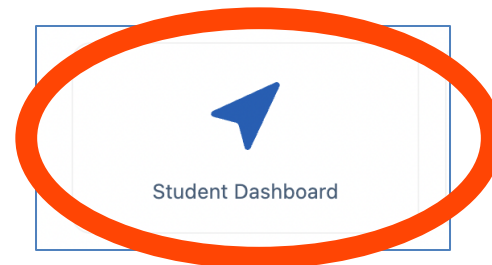
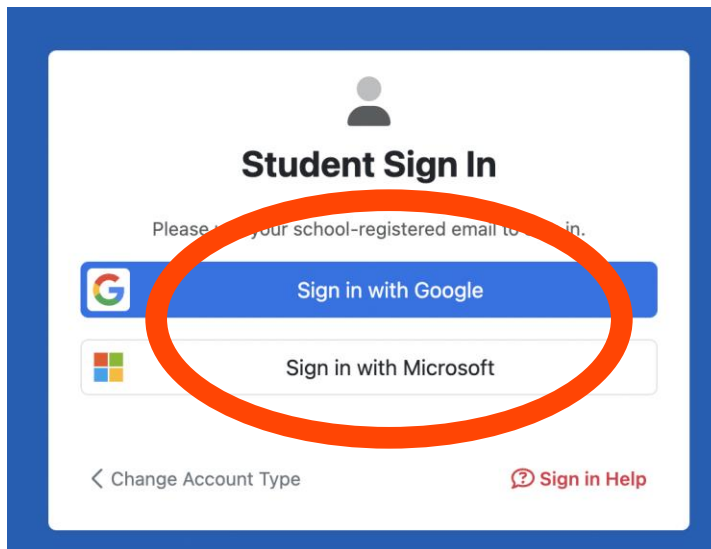
You can use either 'Google' or 'Microsoft' to sign in.
You may also need to then select 'Student Dashboard'



Getting Started with Online Course Selection

Home

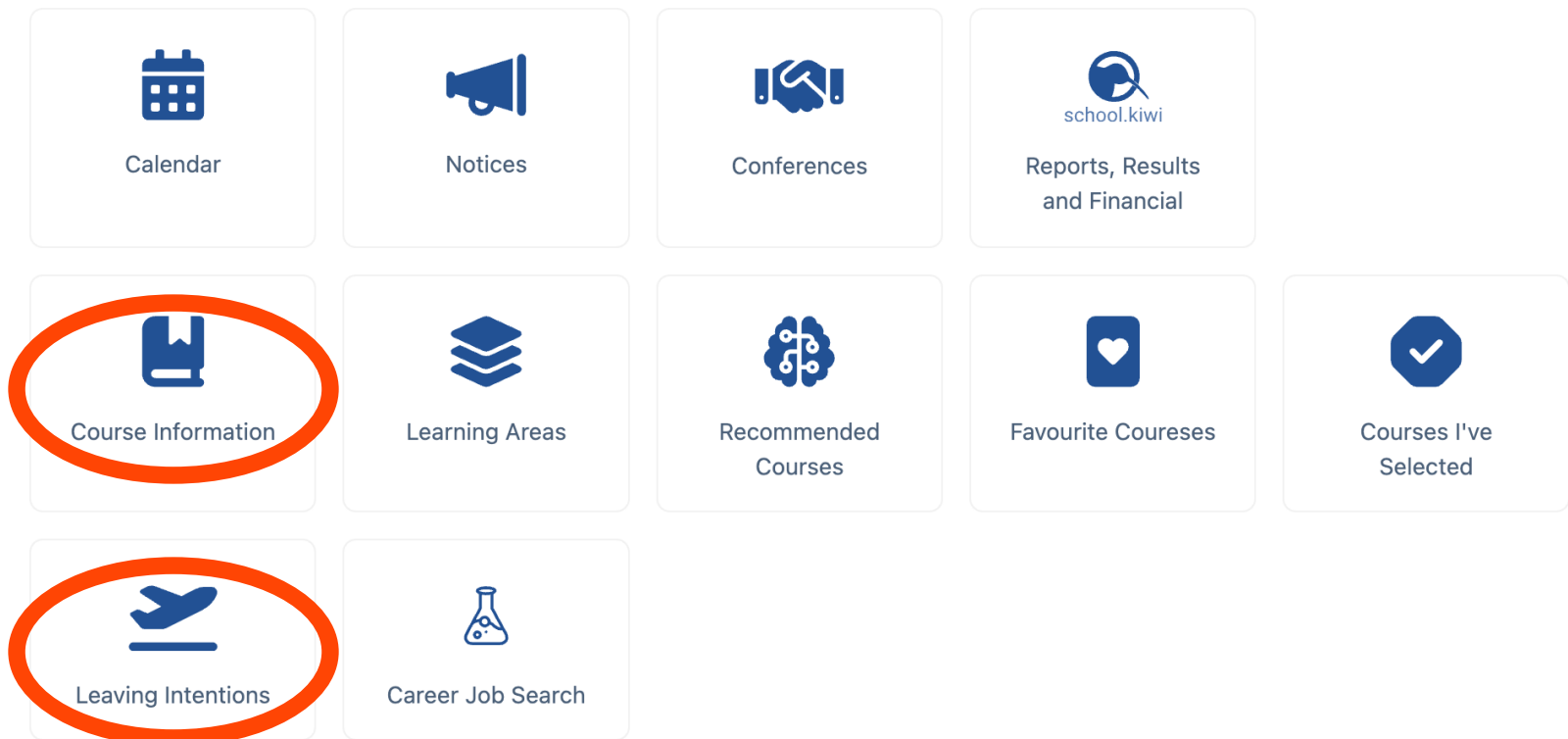
Login





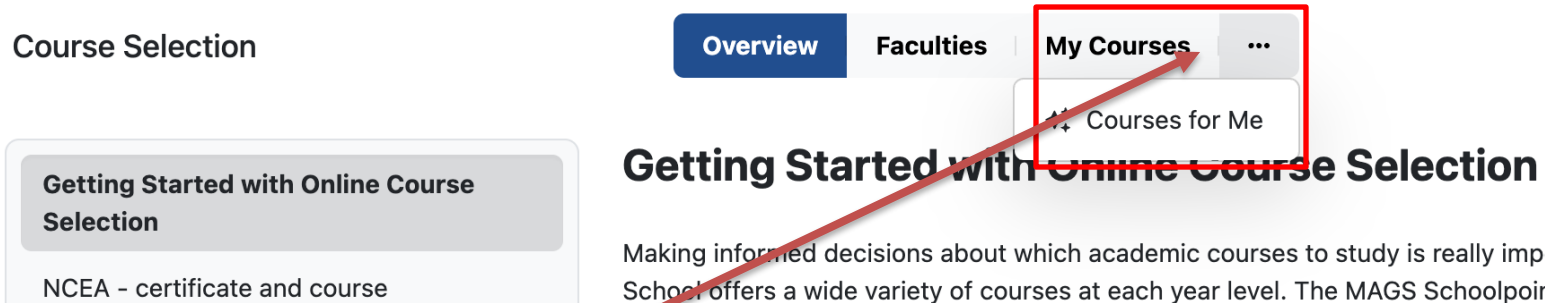
2. Let us know whether you are returning next year

If it doesn't automatically ask you for this information, you can select Leaving Intentions from the home page and then you can select Course Information





3. Understanding the Menu Bar and Options



Once you have selected 'Course Information' you can select 'Courses for Me' by clicking on the three dots if it is not already showing.

Courses for Me

- This will show you the list of courses that you are eligible to choose based on your current year and current courses.

My Courses

- From the 3 dots, you can select 'My Courses'. This will show you the courses you have selected for 2026 and within this menu you can also Remove courses if you have changed your mind.

Faculties

- This will show you all the courses available at MAGS. You can use this to find a course that you may not be eligible to automatically select but can put in a 'Request Exemption' to be considered for the course.



4. Search related Jobs to help with option selection

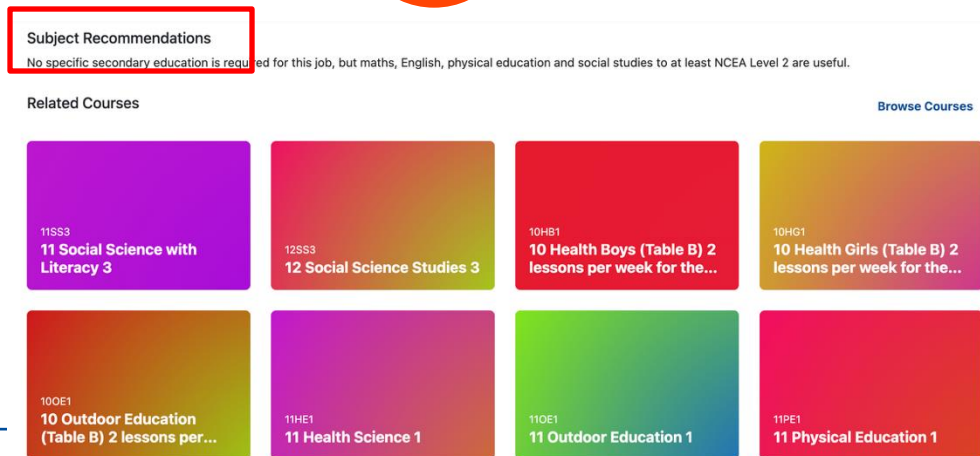
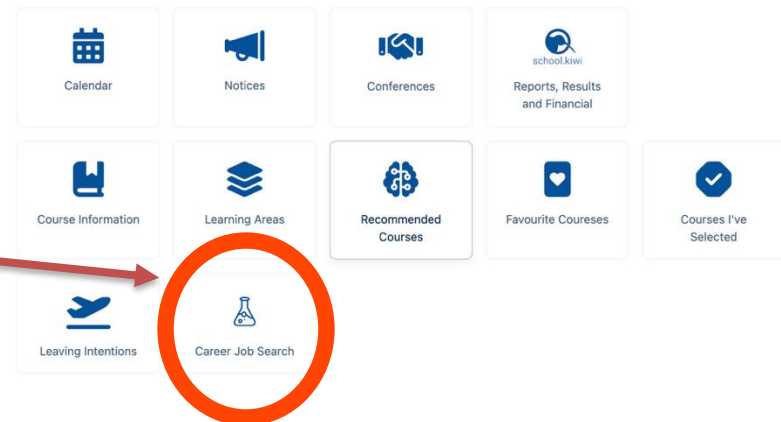
It is **very important** that you have considered your future career or further study options to ensure that you are selecting courses that will lead you in that direction.

There are University courses that **REQUIRE** you to have studied certain subjects at school.

From the Home Page – select “Career Job Search”

Search a Job (eg: Police), then select one of the search outcomes and read through the information.

Towards the bottom of the information you will see ‘Subject Recommendations’ and subjects at MAGS that may link to that Career.





5. Look through the **Courses for Me** that you are eligible to choose

- Year 11 in 2026 (current Year 10) need to choose 6 [please note that 11SD1 (Double Science) & 11EL3 (EOSL) each count as two options.]

11 Science Double 1 <i>This takes up 2 of your selections.</i>	11SD1	A.S. 90929 v4	3	Information Remove
		A.S. 90930 v3	4	
		A.S. 90934 v4	4	

- Year 12 in 2026 (current Year 11) need to choose 6 [please note that 12EL3 counts as two options]
- Year 13 in 2026 (current Year 12) need to choose 5 – note also that Year 13 pupils will be able to select up to 4 single period Scholarship courses as ‘Backups’ once they have selected their 5 main subjects (see later info)



6. You may be directed to make some choices first.

- Year 11 2026 (current Year 10) will be directed to select an English and Maths course before you can choose other courses (see below)
- Year 12 2026 (current Year 11) will need to select an English course before you can choose other courses. You may also be best to choose Maths if you still need Numeracy (speak to your Maths teacher)
- Year 13 2026 (current Year 12) are not required to choose any particular subjects but you may need to consider options that cover UE Literacy if you plan to go to University and have not completed this award and **you will need at least 3 University Approved subjects if you wish to gain the University Entrance Qualification.**

Course Selection

Overview | Faculties | **✦ Courses for Me** | ...

12 Classical Studies 1 (12CS1)

Request Exemption | Add to Favourite

You must select options from the below areas, BEFORE you can choose this course:

Faculties

- English(1)



7. If you decide that you wish to **select a course** you can add it as one of your Options.

Remember to check the Pathway, prerequisites and standards/credits studied.

Course Selection Overview Faculties **✦ Courses for Me** ...

< **13 Biology 1 (13BI1)** Select Course Add

▼ Description

Students will:

Follow a rigorously academic course, which covers all the Level 3 Biology achievement standards.

This course covers the following content:

Three externals -

Animal and plant behaviour;
Speciation (How new species are formed);
Evidence supporting the theory of Human Evolution;

Two internals

The body system of blood glucose and Diabetes;
A written report on a socio-scientific issue of your choice.

✓ Select Course

Click the Select Course button and then select one of your empty option cells in your 'My Courses'

If the Select Course button is not available, it will explain the reason

Course Selection Overview Faculties **✦ Courses for Me** ...

< **13 Biology 2 (13BI2)** Request Exemption

You cannot select this course as you have selected the course below.

Options

- 13 Biology 1



8. If you are not able to automatically select a course it will say why, but it is possible to request a special exemption if necessary (**Request Exemption**). It is advisable to speak to the teacher in charge first. This request will not count as one of your main choices at this point. You will still need to make your 5 or 6 other choices. It may take some time to get a response to this request so please complete your other options.

Possible reasons:

1. If you are not studying a prior course required for automatic selection
2. If choosing one course means you can not study another course at the same time (do not select Request exemption in this case).
3. If you are not in the current year to be able to select the course.

Course Selection

Overview

Faculties

✦ Courses for Me



13 Biology 2 (13BI2)

Request Exemption



You cannot select this course as you have selected the course below.

Options


- 13 Biology 1



9. **Additional Points** to consider when selecting Options.

- All students need to **read the Prerequisites** required to get into this course and aim to achieve the required results for automatic entry.
- Make sure you have read about any Supplementary Costs (very important for courses like Outdoor Education)
- Check the **Pathway of Courses** for options right through to Year 13. If you plan to go to University, please ensure that you are on a pathway to select 3 or more UE (University Entrance) approved courses.
- You should also look at the information on Career Pathways and Pathway Tags that links to the NZ Careers website.

▼ Pathways

[Save as Image](#)



10. Courses will be identified as **UE (University Entrance) approved** in SchoolPoint. This is also a list of options at MAGS that are UE courses.

Course Code	Course Name
12DNA	12 Dance Accelerate
13AC1	13 Accounting 1
13AB1	13 Agribusiness 1
13AG1	13 Agriculture and Horticultural Science 1
13AH1	13 Art History 1
13BI1	13 Biology 1
13BI2	13 Biology 2
13BU1	13 Business Studies 1
13MCS	13 Calculus Scholarship
13CM1	13 Chemistry 1
13CM2	13 Chemistry 2
13CH1	13 Chinese 1
13CS1	13 Classical Studies 1
13DN1	13 Dance 1
13DNA	13 Dance Accelerate
13DS1	13 Design 1
13VC1	13 Design and Visual Communication 1
13DT2	13 Digital Technology 2
13DR1	13 Drama 1
13DRA	13 Drama Accelerate
13SE1	13 Earth and Space Science 1
13EC1	13 Economics 1
13EN1	13 English 1
13EN2	13 English 2
13ENS	13 English Scholarship

Course Code	Course Name
13FR1	13 French 1
13GE1	13 Geography 1
13GE2	13 Geography 2
13GM1	13 German 1
13HE1	13 Health Science 1
13HE2	13 Health Science 2
13HI1	13 History 1
13HI2	13 History 2
13JP1	13 Japanese 1
13MA3	13 Mathematics and Statistics 3
13MC1	13 Mathematics with Calculus 1
13MS1	13 Mathematics with Statistics 1
13MD1	13 Media Studies 1
13MM3	13 Modern Music 3
13MU1	13 Music 1
13OE1	13 Outdoor Education 1
13PN1	13 Painting 1
13PE1	13 Physical Education 1
13PH1	13 Photography 1
13PY1	13 Physics 1
13PY2	13 Physics 2
13PS1	13 Psychology 1
13MSS	13 Statistics Scholarship
13RM1	13 Te Reo Māori 1
13RR1	13 Te Reo Rangatira 1
13TP1	13 Technology Product Design 1



11. Scholarship courses

These Scholarship courses will count as one of your main options and offer Level 3 standards along with studying for the Scholarship exam:

Course Code	Course Name
13MCS	13 Calculus Scholarship
13ENS	13 English Scholarship
13MSS	13 Statistics Scholarship

These Scholarship courses are one period per week and can only be selected (listed as Backup but will be a one period course) once all the Core Options have been chosen. Year 13 (current Year 12) students are the only ones who can automatically select these as Back ups after choosing their 5 main options.

Course Code	Course Name
13ACS	13 Accounting Scholarship
13BIS	13 Biology Scholarship
13CMS	13 Chemistry Scholarship
13CSS	13 Classics Scholarship
13ECS	13 Economics Scholarship
13GES	13 Geography Scholarship
13HIS	13 History Scholarship
13HPS	13 Scholarship Health and Physical Education
13MDS	13 Media Scholarship
13PSS	13 Psychology Scholarship
13PYS	13 Physics Scholarship



12. Each **course code** helps you to identify the Level of the course and the type of standards that are covered within the course:

If the course code starts with:

11 = Level 1, 12 = Level 2, 13 = Level 3

All courses offer credits that are eligible towards achieving the relative NCEA Qualification (this includes Unit standards)

If the course code ends with:

S = Scholarship course (note that some courses are only 1 period per wk)

A = Accelerated course which offers standards above the relative level

1 = a course which is endorsable

2 = a second course which meets the minimum requirements for endorsement (often only has one external)

3 = a course which is not endorsable and may offer a mixture of Achievement and Unit standards

4 = A course which only offers Unit standards

M = A MAGnet course which is taught at off site once a week



13. Reviewing your Selected Courses

Once you have selected all your courses you will be able to Review your selected courses by selecting 'My Courses'

Once all options have been selected you can click 'I'm Complete'
However, **you can still go back and Remove or change courses after clicking 'I'm Complete'**

My Courses

[✦ Generate Summary](#)

As a Year 11 student, selecting options for Year 12 (2026), you have 6 out of 6 options selected.

✓ I'm Complete

Selected Core Options

#1 11EL3 11 English Language (ESOL) 3 Remove	#2 11EL3 11 English Language (ESOL) 3 Remove	#3 12AC2 12 Accounting 2 Remove	#4 12PY2 12 Physics 2 Remove
---	---	--	---



14. Prerequisite exams and Next steps

(more information will be sent to students and parents at a later point)

Once the results of the **Prerequisite exams** have been confirmed, each Head of Department will review the list of students who have requested each course.

If students do not meet the prerequisites required, or HoF approval, the Head of Department will contact students and parents to inform them that they have not met the prerequisites at this point and students will then ***need to select a further option using a paper form*** (not SchoolPoint) available through the Deans.

Following the release of the final NCEA results in January, students will have the chance to apply via an online form to request permission for a place in any course and they will be informed via email of the outcome.

If they still do not meet the requirements for their chosen course students will need to attend the **Course Confirmation day** at the end of January.

Students need to be aware that **some courses may become full** after the first review of Prerequisite entries so ensure that you consider your options carefully.



15. Where to go for Help

There are several people who can help you through this process in selecting your options:

Information specific to the course - each course will have a Teacher in Charge listed.

You can click on their name to email them directly.

Teacher in Charge



Information about Career Pathways – you can either speak to the teacher in charge of if you need specific advice about Career Pathways you can contact the Head of Careers - Ms Kerrin Hanson (KHanson@mags.school.nz)

Help on which combination of courses to choose and help to check you are on a University Entrance Pathway – see your Mentor or your Dean

Technical help with SchoolPoint if you are having problems selecting options – Miss Tanya Rose (trose@mags.school.nz)
